

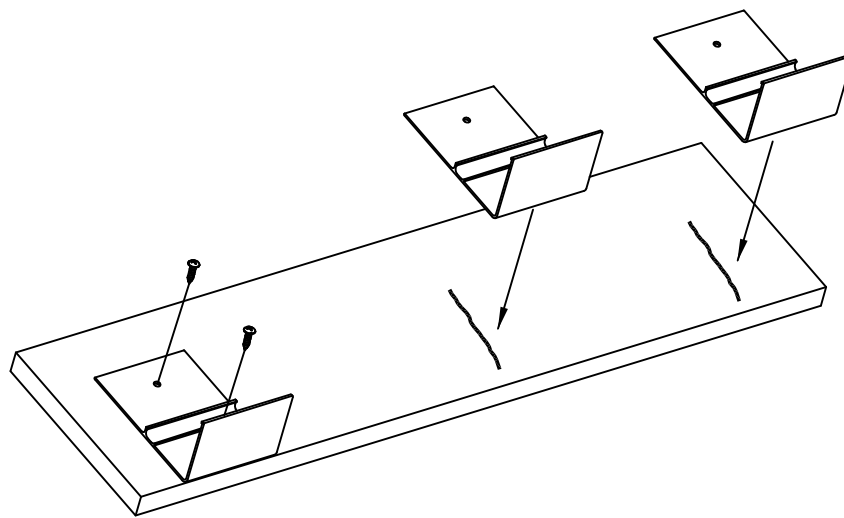
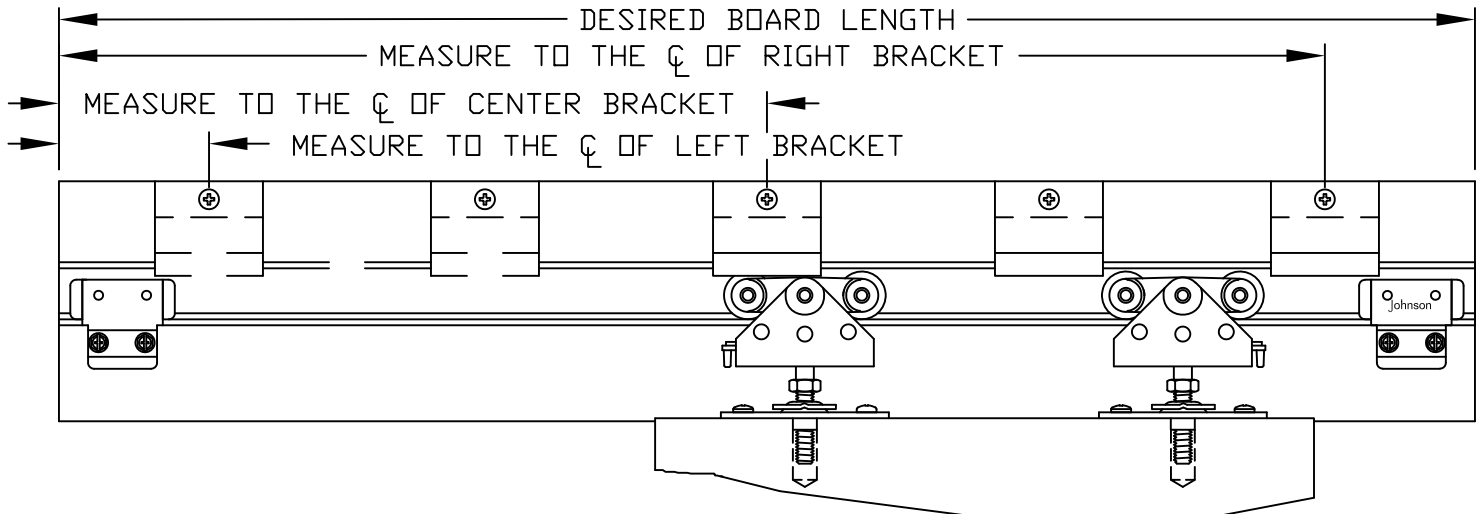


INSTRUCTIONS

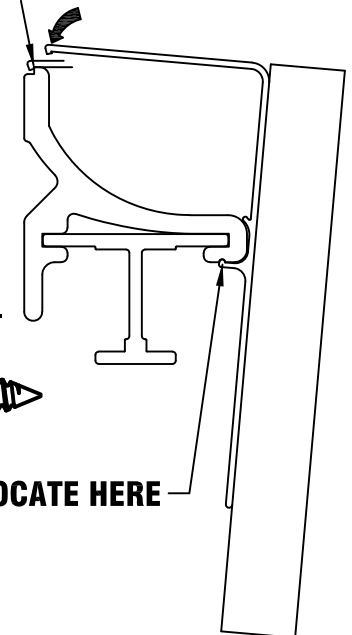
2009 200WM WOOD FASCIA CLIP


www.johnsonhardware.com

- 1 CUT** desired 1 x 6 (3/4" x 5-1/2") board to length required.
- 2 MEASURE** the distance from edge of the 200WM track to center of the left most 2006 bracket, the distance to the center of the "center" most 2006 bracket and the center of the right most bracket.



② SNAP IN PLACE



- 3 MARK** locations on back side of 1 x 6 (3/4" x 5-1/2") board.
- 4 ATTACH** Fascia Clips to 1 x 6 (3/4" x 5-1/2") board. 
- 5 SNAP** 2009 Wood Fascia Clips in place.

① LOCATE HERE